

4. Some suggestions from Libby

Some users may have trouble installing APKs due to device settings, available storage, or other apps running in the background. If you have trouble downloading the APK, please contact the device manufacturer for more help.

OverDrive does not permit the distribution of the Libby APK on any websites other than OverDrive's websites. Do not install any APK claiming to be from OverDrive from any website other than overdrive.com

OverDrive is not responsible for any data loss or damage to your device that may result from downloading the Libby APK.

The Libby APK is for your personal use only, and its availability is subject to change.

Libby for Kindle Fire Tablets: How to Download

@ the Monroe County Library System



**Monroe County
Library System**
www.libraryweb.org



**Monroe County
Library System**
www.libraryweb.org

1. Overview

You can borrow free ebooks and audiobooks from the Monroe County Library System.

The Libby app is for reading books and listening to audiobooks on OverDrive. It is compatible with Kindle tablets: Fire 7, Fire HD 8 and Fire HD 10.

If you're new to Libby, check out the brochure titled *eBooks & Audiobooks using Libby for Tablets, Smartphones and Computers*.

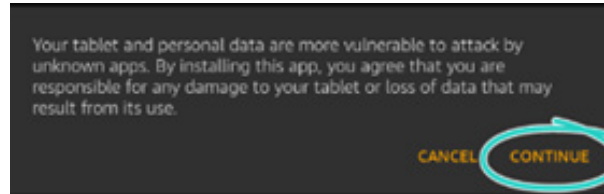
2. Getting Libby on Your Kindle Fire

On your Fire tablet, open the Silk Browser and visit this website for a link to Libby APK: <https://www.overdrive.com/apps/libby/kindlefire>

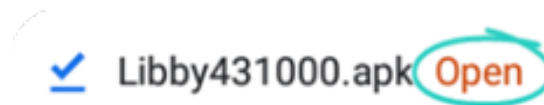
The instructions on this brochure are also included here. The link is under "Step One." Select "download link for the Libby APK."

Note: You may get warnings saying that the Silk browser needs more access on your device or that this kind of file should be avoided. OverDrive tested the file to make sure it's safe, so you can safely dismiss these messages for the Libby APK.

Tap OK, Allow, download anyway or Continue to proceed. (The wording of the warnings may vary.)

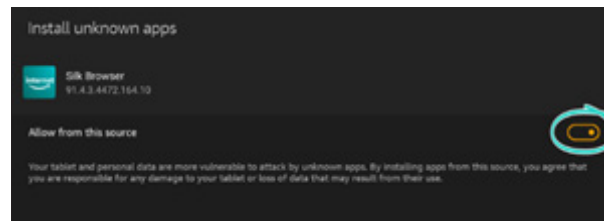


Once the file downloads, tap Open. If you're unable to open the file from this prompt, swipe the top of your screen down and locate the file, tap to open.



If you get a message saying "your device is not allowed to install unknown apps from this source", tap "Settings" and toggle "Allow from this source" or "Apps from Unknown Sources" to on. Then select "ok."

Note: It is recommended to turn this setting off after installing the Libby app. This will prevent you from accidentally downloading unsafe files in the future.



Tap the back button in the top-left corner, then tap Install. You may need to find the file again. Go to the home screen. Open the Docs app. Select "Local Storage" and then "Download." The file will be here. Tap the file. Then tap "install."

Once the app is finished installing, tap "Open" to start using Libby!

Don't forget to turn back on your security settings. Go to "Settings", "Security and Privacy" and select the toggle to off.

3. Setup Code

If you already use Libby on another device, you can use a setup code to copy your library cards, loans, holds, and tags to your Kindle Fire tablet.

On your first device in the Libby app, click the three lines at the bottom of your screen, select "Settings," and then "Copy to Another Device". On the second device, you will have the option to enter a code. The code on the first device will go into the second device.